

Find us on:



RE-TOOL YOUR WOODWORKING SHOP

THIS FALL & WINTER
2019

Proudly Canadian



KING
INDUSTRIAL

USE WHAT THE PROS USE

\$40
SAVINGS



DUST COLLECTION HOSE KIT #2

K-1055
KIT Includes: **\$74.99**

- 2 x 4" blast gates
- 4" table saw dust hood
- 4" universal dust hood
- 4" Y-fitting
- 10 x 4" wire hose clamps
- 2 x 4" X 10 ft. wood dust collection hoses



NEW

DUST COLLECTION HOSE KIT #1

K-1054
KIT Includes: **\$29.99**

- 4" X 10 ft. Wood Dust Collection Hose
- 4" Universal Dust Hood
- 2 x 4" Wire Hose Clamps



NEW

1 HP DUST COLLECTORS

POWERFUL 1 HP, 120V HEAVY-DUTY TEFC

- Washable 1 micron upper felt dust bag for optimal air flow efficiency and reusable clear plastic lower dust bags (3)
- 4" diameter inlet port

1 Micron canister filter, offering optimum air flow efficiency



KC-2405C

KC-2405C/KDCF-2400

\$349.99

\$549.99

22" OPEN DRUM SANDER

KC-2244DS

\$1599.99

- Powerful 1.75 HP motor
- 22" x 5" aluminum sanding drum
- Easy clamping sanding belt loading system
- Comes with metal stand with 4 caster wheels for portability

Infeed and outfeed tables can be folded down



Metric or imperial digital depth gauge for increased thickness accuracy



NEW

6" JOINTER

KC-61FX

- Handwheel actuated infeed table for quick easy height adjustment
- Includes 2 safety push blocks
- 6 3/4" x 46" table size
- 29" x 5" fence size



Built-in 4" dust chute



\$749.

6" JOINTER WITH SPIRAL CUTTERHEAD

KC-65FX

- Handwheel actuated infeed table for quick easy height adjustment
- Includes 2 safety push blocks
- A spiral cutterhead makes 50% less noise



\$999.

EXCELSIOR

XL-1014 OPTIONAL OVERARM BLADE COVER SYSTEM WITH DUST COLLECTION

Transparent blade cover with built-in dust collection to maximize the collection of saw dust



\$459.99

10" CABINET TABLE SAWS

- Riving knife system for maximum operator safety
- Comes with 10" x 40 tooth carbide tipped saw blade, cast-iron miter gauge, standard and dado inserts, push stick, storage hooks and hex. keys

KC-10KX/U30
30" RIP

\$1599.

After \$40.00 mail-in rebate
Sale price \$1639.00 Taxes payable on price before rebate

KC-10KX/U50
52" RIP

\$1659.

After \$40.00 mail-in rebate
Sale price \$1699.00 Taxes payable on price before rebate



Magnetic safety switch

2.5 HP
(9.6 Amp @ 230V)

OPTIONAL EXCELSIOR Industrial Rip Fence systems

XLU30 30" RIP **\$325.**
XLU50 52" RIP **\$379.**

OPTIONAL Melamine Extension Table Kit

EXT-5052 **\$199.**
Comes with 2 support legs
Fits: KC-10JCS, & KC-26FTX, KC-10KX

HEAVY-DUTY UNIVERSAL mobile base FOR TABLE SAWS KMB-1390X

900 lbs. Max. **\$229.99**

12" WOOD BANDSAW

KC-1202FX

\$599.99

- Powerful 3/4 HP 120V motor
- Large 18-7/8" x 15-3/8" tilting table with rack & pinion adjustment
- Circle cutting guide for diameters up to 23-1/2"
- Dust chute accepts 2", 3" and 4" dust collector hoses
- Comes complete with cast aluminum miter gauge, rip fence with 5" high face, push stick, adjustment wrench and hex. keys



88 3/16" WOOD CUTTING BANDSAW BLADES

| Model | Length | Width | TPI | Thickness | Price |
|-------------|----------|---------|-----|-----------|---------|
| KBB-1218-14 | 88 3/16" | 1 7/8" | 14 | .025" | \$19.99 |
| KBB-1236-10 | 88 3/16" | 1 3/16" | 10 | .025" | \$19.99 |
| KBB-1214-6 | 88 3/16" | 1 1/4" | 6 | .025" | \$19.99 |
| KBB-1218-6 | 88 3/16" | 3/8" | 6 | .025" | \$19.99 |
| KBB-1212-6 | 88 3/16" | 1/2" | 6 | .025" | \$19.99 |
| KBB-1234-4 | 88 3/16" | 3/4" | 4 | .025" | \$19.99 |

14" WOOD BANDSAW

KC-1402FX

\$799.99

- Powerful 1 HP 120V motor
- Large 21-3/8" x 15-5/8" cast iron tilting table with rack & pinion adjustment
- Circle cutting guide for diameters up to 27-1/2"
- Dust chute accepts 2", 3" dust collector hoses
- Comes complete with cast aluminum miter gauge, rip fence with 5" high face, push stick, adjustment wrench and hex. keys



100 5/8" WOOD CUTTING BANDSAW BLADES

| Model | Length | Width | TPI | Thickness | Price |
|-------------|----------|---------|-----|-----------|---------|
| KBB-1318-14 | 100 5/8" | 1 7/8" | 14 | .025" | \$24.99 |
| KBB-1336-10 | 100 5/8" | 1 3/16" | 10 | .025" | \$24.99 |
| KBB-1314-6 | 100 5/8" | 1 1/4" | 6 | .025" | \$24.99 |
| KBB-1338-6 | 100 5/8" | 3/8" | 6 | .025" | \$24.99 |
| KBB-1312-6 | 100 5/8" | 1/2" | 6 | .025" | \$24.99 |
| KBB-1334-4 | 100 5/8" | 3/4" | 4 | .025" | \$24.99 |

VARIABLE SPEED DRYWALL SANDER

KC-8379

- LED light illuminates the work
- Telescopic extension: 45" to 65"
- Comes with 6 hoop & loop sanding papers (2 x 80, 120, 180 Grit), extension tube, dust hose, 2 vacuum adaptors (1-1/4" & 1-3/8") and adjustment hex. key

\$299.99

8 GALLON TOOL TRIGGERED WET-DRY VACUUM WITH HEPA FILTER

KC-8590TTV

- 10 Amp. motor
- Maximum rating of connected power tool: 7.5 Amp.

\$399.99



WOOD BANDSAWS & ACCESSORIES



10" WOOD BANDSAW
KC-1002C

- Powerful 1/2 HP motor
- Flexible LED light increases workpiece visibility
- Table size with extensions 13-3/8" x 13-1/8"
- Dust chute accepts 2", 2-1/2" and 4" dust collector hoses
- Comes complete with miter gauge, rip fence, adjustment wrench and hex. keys

\$349.99

67 1/2" WOOD CUTTING BANDSAW BLADES

| Model | Length | Width | TPI | Thickness | Price |
|-------------|---------|--------|-----|-----------|---------|
| KBB-1018-14 | 67 1/2" | 1 7/8" | 14 | .018" | \$19.99 |
| KBB-1014-6 | 67 1/2" | 1 1/4" | 6 | .020" | \$19.99 |
| KBB-1038-6 | 67 1/2" | 3/8" | 6 | .020" | \$19.99 |
| KBB-1012-6 | 67 1/2" | 1 1/2" | 6 | .020" | \$19.99 |



14" WOOD CUTTING BANDSAW WITH RIP FENCE AND RESAW GUIDE
KC-1433FXR

- 10 Amp. motor
- 14" x 14" cast iron table

\$799.

RIP FENCE SYSTEM WITH RESAW GUIDE
RF-1433R
With the purchase of # KC-1433FXR
\$99.99

NEOPRENE WHEEL PROTECTOR FOR 14" WOOD BANDSAWS
KW-094
\$19.99

Dust chute

93" WOOD CUTTING BANDSAW BLADES

| Model | Length | Width | TPI | Thickness | Price |
|-------------|--------|--------|-----|-----------|---------|
| KBB-1418-14 | 93" | 1 7/8" | 14 | .025" | \$19.99 |
| KBB-1414-6 | 93" | 1 1/4" | 6 | .025" | \$19.99 |
| KBB-1438-10 | 93" | 3/16" | 10 | .025" | \$19.99 |
| KBB-1438-6 | 93" | 3/8" | 6 | .025" | \$19.99 |
| KBB-1412-6 | 93" | 1 1/2" | 6 | .025" | \$19.99 |
| KBB-1412-8 | 93" | 1 1/2" | 8 | .025" | \$19.99 |
| KBB-1434-4 | 93" | 3/4" | 4 | .025" | \$19.99 |

STAND INCLUDED

14" WOOD BANDSAW WITH 12" RESAW CAPACITY
KC-1502FXB

- 2 speeds (2300-3250) SFPM
- Cast-iron table tilts 45° to the right
- Motor, blade, miter gauge and precision "TRU-RIP" aluminum rip fence with resaw guide included

18" x 18" cast iron table
12.8 Amp. @ 110V - 6.2 Amp. @ 220V
Pre-wired to 110V

Hydraulic blade tension gauge

220VOLT CONVERSION KIT
KW-220-1502
For: KC-1502FXB
\$69.99



\$1699.

2-4" dust chutes

Safety foot brake

112" WOOD CUTTING BANDSAW BLADES

| Model | Length | Width | TPI | Thickness | Price |
|------------|--------|--------|-----|-----------|---------|
| KBB-1514-6 | 112" | 1 1/4" | 6 | .025" | \$19.99 |
| KBB-1538-6 | 112" | 3/8" | 6 | .025" | \$19.99 |
| KBB-1512-4 | 112" | 1 1/2" | 4 | .025" | \$19.99 |
| KBB-1534-3 | 112" | 3/4" | 3 | .025" | \$29.99 |
| KBB-1510-2 | 112" | 1" | 2 | .032" | \$29.99 |

17" WOOD BANDSAW
KC-1702FXB

- 2 speeds (1600/3300) SFPM
- Rack and pinion height adjustment system
- Cast-iron table tilts 10° to the left & 45° to the right
- Miter gauge system

17" x 17" cast iron table
14Amp. @ 110V - 7 Amp. @ 220V
Pre-wired to 110V

New improved upper & lower blade guide system



\$1699.

2-4" dust chutes

131 5/8" WOOD CUTTING BANDSAW BLADES

| Model | Length | Width | TPI | Thickness | Price |
|------------|----------|--------|-----|-----------|---------|
| KBB-1714-6 | 131 5/8" | 1 1/4" | 6 | .025" | \$23.99 |
| KBB-1738-6 | 131 5/8" | 3/8" | 6 | .025" | \$23.99 |
| KBB-1712-4 | 131 5/8" | 1 1/2" | 4 | .025" | \$23.99 |
| KBB-1734-3 | 131 5/8" | 3/4" | 3 | .025" | \$29.99 |
| KBB-1710-2 | 131 5/8" | 1" | 2 | .032" | \$29.99 |

21" WOOD BANDSAW
KC-2102FXB

- 2 speeds (1890/3800) SFPM
- Cast-iron table tilts 10° to the left & 45° to the right
- Rack and pinion height adjustment system
- Miter gauge system

21" x 21" cast iron table
16Amp. @ 110V - 8 Amp. @ 220V
Pre-wired to 220V

New improved upper & lower blade guide system



\$2199.

2-4" dust chutes

152 1/8" WOOD CUTTING BANDSAW BLADES

| Model | Length | Width | TPI | Thickness | Price |
|------------|----------|--------|-----|-----------|---------|
| KBB-2114-6 | 152 1/8" | 1 1/4" | 6 | .025" | \$29.99 |
| KBB-2138-6 | 152 1/8" | 3/8" | 6 | .025" | \$29.99 |
| KBB-2112-4 | 152 1/8" | 1 1/2" | 4 | .025" | \$29.99 |
| KBB-2134-3 | 152 1/8" | 3/4" | 3 | .032" | \$35.99 |
| KBB-2110-2 | 152 1/8" | 1" | 2 | .032" | \$35.99 |

17" VARIABLE SPEED WOOD & METAL CUTTING BANDSAW



KC-1700WM-VS

- Variable speeds (wood): 540-3600 SFPM
- Variable speeds (metal): 100-650 SFPM
- Voltage (input power): 220V, 1 phase, 60 Hz
- Cast-iron table tilts 5° to the left & 45° to the right

Blade speed digital readout

TRU-RIP RESAW FENCE SYSTEM

23 1/2" x 17" cast iron table
2 HP
7 Amp. @ 220V

2-4" dust chutes

Comes with: a 1 1/2" x 6 TPI wood cutting blade, 1 1/2" x 10 TPI metal cutting blade, laser guide, work lamp, miter gauge and a precision "TRU-RIP" aluminum rip fence

\$3799.

DELUXE 18" WOOD BANDSAW
KC-1802FXB

- 2 speeds (2820, 3936) SFPM
- Motor, blade, miter gauge and precision "TRU-RIP" 6" resaw rip fence included

Hydraulic blade tension gauge

24" x 20" cast iron table
16Amp. @ 220V



\$3999.

2-4" dust chutes

Safety foot brake

153-1/2" WOOD CUTTING BANDSAW BLADES

| Model | Length | Width | TPI | Thickness | Price |
|------------|----------|--------|-----|-----------|---------|
| KBB-1814-6 | 153-1/2" | 1 1/4" | 6 | .025" | \$25.99 |
| KBB-1838-6 | 153-1/2" | 3/8" | 6 | .025" | \$25.99 |
| KBB-1812-4 | 153-1/2" | 1 1/2" | 4 | .025" | \$25.99 |
| KBB-1834-3 | 153-1/2" | 3/4" | 3 | .032" | \$29.99 |
| KBB-1810-2 | 153-1/2" | 1" | 2 | .032" | \$35.99 |
| KBB-1825-2 | 153-1/2" | 1-1/4" | 1.3 | .032" | \$59.99 |

TABLE SAWS & ACCESSORIES

KC-26FXT/i30/30
30" RIP

***\$2399.**

* After \$40.00 mail-in rebate
 Sale price \$2439.00 Taxes payable on price before rebate

KC-26FXT/i50/5052
52" RIP

***\$2499.**

* After \$40.00 mail-in rebate
 Sale price \$2539.00 Taxes payable on price before rebate

10" EXTREME CABINET SAW WITH RIVING KNIFE BLADE GUARD SYSTEM INCLUDING ROUTER TABLE AND SLIDING TABLE ATTACHMENTS

KC-26FXT-i30-DELUXE

- Model KC-26FXT shown here with router table attachment model KRT-100 and sliding table attachment model KST-101
- These router table and sliding table attachments fit most table saws having a 27" deep table



***\$3859.**

* After \$40.00 mail-in rebate
 Sale price \$3899.00 Taxes payable on price before rebate

10" SCORING SAW WITH SLIDING TABLE & OUTRIGGER

KC-36FXT/360ST

- Powerful independent motors and switches for main blade (3 HP motor) and scoring blade (1 1/2 HP motor)
- Table size with extension: 21-1/4" x 36-5/8"
- Comes with cast-iron miter gauge, 4" scoring saw blade, steel extension table with legs, push stick and adjustment wrenches

\$7999.

10" CABINET SAWS

Comes with riving knife, industrial "Tru-Rip" T-square rip fence system for precision cuts, laminated melamine extension table, 2 sturdy adjustable supporting legs for extension table (KC-26FXT/i50/5052 only), cast iron miter gauge with adjustable aluminum fence and flip stop, standard and dado insert

TRU-RIP
 Industrial Rip Fence systems



Powerful
3 HP (220V)



Powerful
3 HP (220V)



Crosscut fence with flip up work stop and hold-down is fully adjustable up to 45° to the right and left

Built-in 4" dust chute with 2" adapter for vacuum collection hose

10" JOBSITE SAW WITH FOLDING STAND


KC-5100C

- Blade tilts 0° to 45°
- Comes with 10" x 40 tooth blade, rip fence, miter gauge, Standard and Dado table inserts, push stick and wrenches



\$359.99

Extendable rails and table allowing up to 25" rip capacity



15 Amp. motor
 4400 RPM

12" RADIAL ARM SAW

KC-12RAS (220V, 1 PHASE)

- Powerful 2 HP, 220V single phase motor
- Precision indexing with positive stops at 22.5°, 45° and 90° for accurate bevel cuts
- Two 4" Dust chute for dust collector hook-up
- Includes 12" negative rake blade, blade arbor laser guide attachment, adjustment wrenches and hex. keys



\$3499.

30" INDUSTRIAL RIP FENCE SYSTEM
 KRF-i30




\$349.

50" INDUSTRIAL RIP FENCE SYSTEM
 KRF-i50



\$399.

INDUSTRIAL SLIDING TABLE ATTACHMENT
 KST-101



\$859.

INDUSTRIAL ROUTER TABLE AND FENCE ATTACHMENT
 KRT-100



\$625.

TENONING JIG
 K-1500
 fits cabinet saws and contractor saws



\$109.99

8" DADO BLADE SET

KSC-8000

- Carbide-Tipped 24 tooth ATB-R Dado blades
- Cuts grooves from 1/8" to 13/16" wide
- 5/8" Arbor, 7,000 RPM max.
- Comes with 14 pc. Dado Shim Set, wooden carrying case



\$89.99

6" BENCHTOP JOINTER WITH HELICAL CUTTERHEAD

KC-6HJC

- Powerful 1 HP motor
- Helical cutterhead with 12 cutter inserts
- 2-1/2" dust chute for dust collector hook-up
- Comes 2 safety push blocks, cutter insert adjustment Torx key and adjustment hex. keys

\$399.99



8" BENCHTOP JOINTER WITH HELICAL CUTTERHEAD

KC-8HJC

- Powerful 1 HP motor
- Dual 2-1/2" and 4" dust chute for dust collector hook-up
- Comes 2 safety push blocks, cutter insert adjustment Torx key and adjustment hex. keys
- Cutterhead speed 12,000 RPM
- Table size with extensions 51-1/2" x 8-1/4"

\$599.99



Helical cutterhead with 16 cutter inserts

Replacement Helical cutter insert kit (10 pcs)

KW-204
Fits: KC-6HJC, KC-8HJC & KC-13HPC

\$79.99



H.S.S. & CARBIDE JOINTERS KNIVES

| Model | Blade Material | Size | Unit/Kits | Price |
|----------|----------------|------|-----------|----------|
| KKC-6 | H.S.S. | 6" | 3 | \$39.99 |
| KKC-8 | H.S.S. | 8" | 3 | \$44.99 |
| KKC-120 | H.S.S. | 12" | 3 | \$69.99 |
| KKC-6-CB | Carbide | 6" | 3 | \$169.99 |
| KKC-8-CB | Carbide | 8" | 3 | \$219.99 |



8" INDUSTRIAL JOINTER

KC-203C

- Powerful 2 HP motor
- 9" x 73" table size
- 35" x 5" fence size
- Adjustable fence stops at 45° & 90°
- Built-in 4" dust chute

\$1299.



12" INDUSTRIAL JOINTER/PLANER WITH SPIRAL CUTTERHEAD

KC-12HJPC

- Powerful 3 HP motor
- A spiral cutterhead makes 50% less noise
- Magnetic safety switch
- Large 43" x 6" aluminum extruded fence pivots 0-45°
- Comes with 2 push blocks, set of 5 replacement cutter inserts, 2 T25 Torx screwdrivers and adjustment hex. keys

\$3599.

4" dust chutes



Shown here in planer mode

5 Row spiral cutterhead with 60 replaceable cutter inserts



EXTENDABLE UNIVERSAL MOBILE BASE
KMB-1250

INDUSTRIAL MOBILE BASE
KMB-1290



\$59.99

4 500 lbs. Max.



\$99.99

900 lbs. Max.

MAGNETIC & MICRO ADJUSTABLE KNIFE JIG ALIGNMENT KIT
KKC-50



\$79.99

KNIFE JIG ALIGNMENT KIT
KKC-60



For Jointers
\$39.99

JOINTERS

6" PARALLELOGRAM JOINTER

KC-70FX

- 6" x 55 1/2" table size
- 36" x 5" fence size
- Built-in 4" dust chute

2 HP (110V)



Built-in 4" dust chute

\$999.

8" PARALLELOGRAM JOINTER

KC-80FX

- 8" x 76 1/2" table size
- 36" x 5" fence size
- Positive stops at 45° & 90°

2 HP (220V)



Built-in 4" dust chute

\$1599.

12" PARALLELOGRAM JOINTER

KC-120FX (220V, 1 phase, 60Hz)

KC-120FX-5 (550V, 3 phase, 60Hz)

- 84" x 13" table size
- 36" x 5" fence size
- Built-in 5" dust chute
- Positive stops at 45° & 90°



\$3499.

3999.

6" PARALLELOGRAM JOINTER WITH SPIRAL CUTTERHEAD

KC-75FX

- Easy set-up (Carbide cutter inserts)
- Parallelogram table adjustment system
- A spiral cutterhead makes 50% less noise
- Built-in 4" dust chute

4 Row spiral cutterhead with 32 replaceable cutter inserts



\$1549.

8" PARALLELOGRAM JOINTER WITH SPIRAL CUTTERHEAD

KC-85FX

- Easy set-up (Carbide cutter inserts)
- Parallelogram table adjustment system
- A spiral cutterhead makes 50% less noise
- Built-in 4" dust chute

4 Row spiral cutterhead with 36 replaceable cutter inserts



\$1999.

12" PARALLELOGRAM JOINTER WITH SPIRAL CUTTERHEAD

KC-125FX (220V, 1 phase, 60Hz)

KC-125FX-5 (550V, 3 phase, 60Hz)

- Easy set-up (Carbide cutter inserts)
- Parallelogram table adjustment system
- A spiral cutterhead makes 50% less noise
- Built-in 5" dust chute

3 HP (220V) / (550V)

4 Row spiral cutterhead with 52 replaceable cutter inserts



15" PLANER WITH SPIRAL CUTTERHEAD

KC-390FX

- Powerful 3 HP motor
- A spiral cutterhead makes 50% less noise than a conventional cutterhead
- Anti-kickback fingers in front of the infeed roller to prevent wood kickback
- Magnetic safety switch
- Comes complete with cabinet stand and 4" dust collector outlet

4 Row spiral cutterhead with 64 replaceable cutter inserts



\$2949.

20" PLANER WITH SPIRAL CUTTERHEAD

KC-525FX

- Powerful 5 HP 19 Amp 220V motor
- A spiral cutterhead makes 50% less noise than a conventional cutterhead
- Anti-kickback fingers in front of the infeed roller to prevent wood kickback
- Comes with 5" dust chute for dust collector hook-up

4 Row spiral cutterhead with 92 replaceable cutter inserts



\$4279.

24" INDUSTRIAL PLANER WITH SPIRAL CUTTERHEAD

KC-630FX-2

25.1/12.6 Amp. @ 220V - 440V

KC-630FX-6

9.6 Amp. @ 600V

- Powerful 10 HP motor 50% quieter
- Variable speed control sets the feed speed
- Spiral cutterhead is driven by 3 V-belts
- Magnetic safety switch

Comes complete:

With 6" dust collector outlet, 1/4" air screwdriver, air regulator with pressure gauge, set of 5 replacement cutter inserts, 10 replacement cutter insert screws, 5 T20 Torx bits, 5 T20 Torx screwdrivers, T-bar for Torx bits and hex. keys

6 Row spiral cutterhead with 180 replaceable cutter inserts



\$12999.


10 PC. CARBIDE CUTTER INSERT KITS

KW-140

- Carbide inserts cut on all 4 sides
- Cutter size: 14mm x 14mm x 2mm
- Fits: KC-75FX, KC-85FX, KC-125FX, KC-390FX

KW-104

- Carbide inserts cut on all 4 sides
- Cutter size: 15mm x 15mm x 2.5mm
- Fits: KC-525FX, KC-530FXR, KC-65FX



\$79.99 EA.

EXTENDABLE & FLEXIBLE CONVEYOR ROLLER TABLE

KRRS-109

- Extends from 19" to 52"
- Raises from 24" to 45"
- 300 Lbs. max. capacity



\$259.99

FOLDING ROLLER STAND KRS-102

- Stand height is adjustable from 27" to 44"
- 11-3/4" Roller width
- Folds flat for storage



\$22.99

3 in 1 FOLDING ROLLER STAND KRS-108

- Easily change from a roller, omnidirectional or a flat support
- Stand height is adjustable from 27" to 44"
- 11-3/4" Roller width
- Folds flat for storage



\$29.99

PLANER / MOULDER

7" INDUSTRIAL PLANER / MOULDER

KC-240M

- Powerful 2 HP, 220V motor
- Magnetic safety switch
- 4" Dust chute for dust collector hook-up
- Includes adjustable guide fence system for moulding, elliptical jig assembly, adjustment wrenches and hex. keys



\$2199.



Includes elliptical jig kit



Includes adjustable guide fence system

13" PLANER / MOULDER

KC-235PM

- Powerful 1.5 HP motor
- Double drive belt system
- Comes complete with stand, planing knives, setting gauge and 4" dust chute for dust collector hook-up
- 6 1/8" max. planing / moulding thickness



10 PC. MOULDING KNIFE SET K-4509K

ALSO AVAILABLE: 20 INDIVIDUAL MOULDING KNIFE SETS



\$199.



\$1399.

H.S.S. PLANER KNIVES

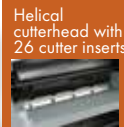
13" KKC-13PM Fits: KC-235PM **\$54.99** 15" KKC-15 **\$79.99** 20" KKC-20 **\$109.99**

PLANERS

13" PLANER WITH HELICAL CUTTERHEAD

KC-13HPC

- Powerful 15 Amp. motor with thermal overload protection
- Pre-set depth stops for repeat cuts at 1/8", 1/4", 1/2", 3/4", 1", 1-1/4", 1-1/2" and 1-3/4"



Helical cutterhead with 26 cutter inserts

\$699.99

Replacement Helical cutter insert kit (10 pcs)

\$79.99
KW-204
Fits: KC-6HJC, KC-8HJC & KC-13HPC

15" PLANER

KC-382CFX

- 3 HP motor
- 6" max planing thickness
- 2 speed autofeed
- Includes cabinet stand, planing knife, setting gauge and 4" dust collector outlet



BUILT-IN MOBILE BASE

\$1699.

15" PLANER

KC-385FX

- 3 HP motor
- 8" max planing thickness
- Includes cabinet stand, planing knives, knife setting gauge and 4" dust collector outlet



BUILT-IN MOBILE BASE

20" HEAVY-DUTY PLANER

KC-520C

- Powerful 5 HP 19 Amp 220V motor
- 104-83 cuts per inch
- 2 speeds (16-20 FPM)
- 4 knife cutterhead
- 8" max. planing thickness



BUILT-IN MOBILE BASE

***\$1859.**

* After \$40.00 mail-in rebate
Sala price: \$1899.00
Taxes payable on price before rebate

\$2699.



PROFESSIONAL SCROLL SAWS

16"
KXL-16

- Professional quality scroll saw with 1.3 Amp DC motor
- Variable speed (400-1400 strokes/min)
- Tool free blade change system with blade holders which accept standard 5" pinless blades
- Entire head tilts up to 30° to the left and up to 45° to the right for angled cuts
- Large 12" x 18-1/2" stationary table with built-in 2-1/2" dust chute for dust collector hook-up
- Comes with five 5" pinless blades, replacement blade tension lever kit and adjustment hex. key

\$699.

21"
XL-21/100

- Professional quality scroll saw with 1.3 Amp DC motor
- Variable speed (400-1550 strokes/min)
- Tool free blade change system with blade holders which accept standard 5" pinless blades
- Entire head tilts up to 38° to the left and up to 45° to the right for angled cuts
- Large 13-1/2" x 23-1/2" stationary table with built-in 2-1/2" dust chute for dust collector hook-up
- Comes with five 5" pinless blades, foot switch, replacement blade tension lever kit and adjustment hex. key

\$999.

Comes standard with foot switch

30"
KXL-30/100

- Professional quality scroll saw with 1.3 Amp DC motor
- Variable speed (400-1550 strokes/min)
- Tool free blade change system with blade holders which accept standard 5" pinless blades
- Entire head tilts up to 38° to the left and up to 45° to the right for angled cuts
- Large 14" x 32-1/2" stationary table with built-in 2-1/2" dust chute for dust collector hook-up
- Comes with five 5" pinless blades, foot switch, replacement blade tension lever kit and adjustment hex. key

\$1239.

Comes standard with foot switch



Built-in dust blower system

OPTIONAL

Pedal Switch
XL-100



\$39.99



Built-in dust blower system

OPTIONAL

STAND
KSS-16XL
For Models:
KXL-16 &
XL-21/100



\$99.



Built-in dust blower system

OPTIONAL

STAND
KSS-30XL
For Model:
KXL-30/100



\$99.

Router Table Kits

ROUTER TABLE KIT • Kit includes:
XL-200MEP

- XL-080- Router Table Fence
- XL-049- MDF Table
- XL-114- Phenolic Router Insert Plate
- XL-085- Floor Stand with Switch



\$599.99

DELUXE ROUTER TABLE KIT
XL-200C

- Kit includes:
• XL-125- Router Lift
- XL-080- Router Table Fence
- XL-075- Cast-iron Table
- XL-130- Universal Dust Collection Kit
- XL-085- Floor Stand with Switch



\$1449.99

ACCESSORIES

36" DELUXE ROUTER TABLE

XL-080
• 2-1/2" dust chute



\$229.99

32" x 24" MDF ROUTER TABLE

XL-049
• 11-3/4" x 9-1/4" table opening



\$199.99

32" x 24" CAST-IRON ROUTER TABLE

XL-075
• 11-3/4" x 9-1/4" table opening



\$499.99

PHENOLIC ROUTER INSERT PLATE

XL-114
• 11-3/4" x 9-1/4"



\$69.99

ROUTER REDUCER COLLARS



XL-314 3-1/4" **\$19.99**
XL-312 3-1/2" **\$19.99**

4 PC. INSERT RING KITS



XL-074 Zero Clearance **\$69.99**
XL-076 (1/4", 1/2", 1-3/8", 2-1/2") **\$69.99**

UNIVERSAL DUST COLLECTION KIT



XL-130
• Access door, air vent, power cord clamp, 4" dust chute with 2-1/2" side inlet and dust hose **\$119.99**

ROUTER LIFT WITH HEIGHT LOCK


XL-125
Heavy-duty construction with 11-3/4" x 9-1/4" anodized aluminum top plate



\$399.99

FLOOR STAND WITH SWITCH

XL-085
120V receptacle to connect outer power cord



\$299.99

HOLLOW CHISEL MORTISERS

1/2" HOLLOW CHISEL MORTISER WITH 4 PC. CHISEL SET

MA-1020

- Powerful 1/2 HP enclosed fan cooled ribbed body motor
- Gas head cylinder for smooth and controlled cuts
- Comes complete with 4 pc. 3/4" shank chisel and bit set (1/4", 5/16", 3/8" & 1/2"), 1/2" chuck and key, hold down and 4 hex. keys



\$339.99

5/8" HOLLOW CHISEL MORTISER WITH TILTING HEAD

MA-1050ST

- Powerful 3/4 HP
- Includes sleeve adaptors which accept 5/8" and 3/4" diameter chisel shanks
- Comes complete with mortising chisel and bit set (1/4", 5/16", 3/8" & 1/2"), 1/2" chuck and key, column mounted hold down, pair of 9 position table hold downs and quick release vise

OPTIONAL STAND
SS-1050ST



\$99.99

SLIDING WORK TABLE

Head tilts from 0° to 30° to the right and left



\$599.99

1" HOLLOW CHISEL MORTISER WITH TILTING HEAD

MA-1075ST

- Powerful 1 HP 110V/220V dual voltage motor
- 1/4" to 1" chisel and bit capacity
- Large longitudinal and transversal 19" x 12-1/2" sliding table prevents unnecessary repositioning and reclamping of the workpiece
- Accept 5/8" and 3/4" diameter chisel shanks
- Includes chisel adaptor bushings which accept 5/8" and 3/4" diameter chisel shanks
- Comes complete with mortising chisel and bit set (1/4", 3/8", 1/2" & 3/4"), chisel adaptor bushings, 1/2" chuck and key

Head tilts from 0° to 30° to the right and left for angle mortise cuts

OPTIONAL STAND
SS-1075ST



\$299.



\$1599.

13-SPINDLE LINE BORING MACHINE

KC-1300BM

- Powerful 1.5 HP 110V motor
- Designed for simultaneous multi-hole line boring or drilling, ideal for cabinet makers or shelving applications
- 13 spindles spaced 1-1/4" on centre, allowing drilling up to 13 evenly spaced holes
- Fully adjustable aluminum fence with work stops at each end to line up workpiece from the right or left to perform parallel boring patterns
- Indexing pins allow correct spindle alignment for resuming line boring operations in long workpieces

\$2499.



Large 31-1/2" x 15-3/4" melamine table top

STAND INCLUDED



Adjustable height stop and depth stop



Adjustable fence work stops and extension work stops

BLUM® HINGE BORING HEAD ATTACHMENT

KW-162

- Blum style 45mm-9.5mm three-hole pattern
- 3 spindle heads (rotation-2 left/1 right)
- Can be used with or without the 8mm boring bits
- Comes with 35mm hinge bring bit, 8mm boring bits (1 left/1 right), link-bar and adjustment wrench



\$799.

POWER FEEDERS

KPF-30V VARIABLE SPEED

- 3 feed rollers
- 3 1/8" roller diameter
- 1 3/16" roller width
- Variable feed rate of 7-40 feet per minute

1.2 Amp. Motor




\$539.99

KPF-32

- 3 feed rollers
- 3 1/8" roller diameter
- 1 3/16" roller width

2.5 Amp. Motor



\$899.99

KPF-34

- 3 feed rollers
- 4 3/4" roller diameter
- 2 1/4" roller width

6.2 Amp. Motor (220V)
2.7 Amp. Motor (550V)



\$1199.99

INDUSTRIAL WOODWORKING SHAPERS

INDUSTRIAL WOODWORKING SHAPER

KC-351S

- Spindle travels a full 3"
- Spindle speeds, 8,000 & 10,000 RPM
- Comes complete with 1/2" & 3/4" interchangeable spindles, 1/4" & 1/2" router bit adaptors and a miter gauge

3/4" UNIVERSAL SHAPER CUTTERHEAD WITH 13 INTERCHANGEABLE PROFILE CUTTERS

KW-091

\$199.99



5 HP 1-1/4" INDUSTRIAL SHAPER WITH DIGITAL READOUT

KC-366SH

- Spindle travels a full 4"
- Spindle speeds, 5,000, 7,000 & 10,000 RPM
- Comes with 3/4" and 1-1/4" interchangeable spindles, 1/4" and 1/2" router bit adaptors, mite gauge, feather boards, draw bar, starter pin and adjustment wrenches



Powerful 5 HP motor (220V)

\$4399.



Powerful 3 HP motor (220V)

\$1899.

BUILT-IN MOBILE BASE



Easy access control panel



Precision fence with micro-adjustment

OSCILLATING SPINDLE SANDER

KC-OVS-FX3

- 1" to 4" rubber drums can be fitted on both ends for full use of the entire spindle
- 4" Dust chute for dust collector hook-up
- Heavy-duty oil bath gearbox with oil level sight gauge
- 10 interchangeable spindles (1/4" x 5", 3/8" x 6", 1/2" x 6", 5/8" x 6", 3/4" x 9", 1" x 9", 1 1/2" x 9", 2" x 9", 3" x 9" and 4" x 9")
- Includes 3 interchangeable table inserts and



24 1/4" x 24 1/4"
cast iron tilting table

\$1649.

OSCILLATING SPINDLE SANDERS & ACCESSORIES

OSCILLATING SPINDLE SANDER

KC-OVS-TL

- Table can be tilted downwards up to a maximum of 45° to allow the sanding of beveled parts
- Comes standard with 3 spindles (1/4", 1/2" and 5/8") and 2 drums (1-1/2" and 2")

\$569.99



OPTIONAL STAND **\$89.99**
SS-OVS-TL



SLEEVE KITS

6" x 3/8" to 5/8"
9" x 3/4" to 4"

| Model | Sleeve Size | Grit | Units/Kits | Price |
|------------|-------------|------|------------|--------|
| SL-525-80 | 5" x 1/4" | 80 | 1 | \$4.99 |
| SL-525-120 | 5" x 1/4" | 120 | 1 | \$4.99 |
| SL-638-80 | 6" x 3/8" | 80 | 1 | \$4.99 |
| SL-638-120 | 6" x 3/8" | 120 | 1 | \$4.99 |
| SL-612-80 | 6" x 1/2" | 80 | 1 | \$4.99 |
| SL-612-120 | 6" x 1/2" | 120 | 1 | \$4.99 |
| SL-658-80 | 6" x 5/8" | 80 | 1 | \$4.99 |
| SL-658-120 | 6" x 5/8" | 120 | 1 | \$4.99 |
| SL-934-80 | 9" x 3/4" | 80 | 1 | \$4.99 |
| SL-934-120 | 9" x 3/4" | 120 | 1 | \$4.99 |
| SL-910-80 | 9" x 1" | 80 | 1 | \$4.99 |
| SL-910-120 | 9" x 1" | 120 | 1 | \$4.99 |
| SL-915-80 | 9" x 1 1/2" | 80 | 1 | \$5.99 |
| SL-915-120 | 9" x 1 1/2" | 120 | 1 | \$5.99 |
| SL-920-80 | 9" x 2" | 80 | 1 | \$6.99 |
| SL-920-120 | 9" x 2" | 120 | 1 | \$6.99 |
| SL-930-80 | 9" x 3" | 80 | 1 | \$8.99 |
| SL-930-120 | 9" x 3" | 120 | 1 | \$8.99 |
| SL-940-80 | 9" x 4" | 80 | 1 | \$9.99 |
| SL-940-120 | 9" x 4" | 120 | 1 | \$9.99 |

6" X 48" BELT & 12" DISC SANDERS

KC-790FX

\$1399.

KC-790FX-DC
WITH BUILT-IN DUST COLLECTOR

\$1649.

- Powerful 1.5 HP, 110V/220V motor
- 4" dust chute for dust collector hook-up (KC-790FX only)
- Comes with aluminum miter gauge, cast-iron work stop, T-slot centre point, enclosed stand and adjustment hex. keys



Dust Collector Bag KDCB-790



\$39.99

BELT & DISC SANDERS & ACCESSORIES

6" x 48" BELT & 9" DISC SANDER

KC-760L

- Two 2-1/2" dust chutes with 2-1/2" to 4" adaptor for dust collector hook-up
- Comes complete with miter gauge, 2-1/2" to 4" dust chute adaptor and sturdy enclosed cabinet stand

\$479.99



1HP Motor

6" x 48" BELT & 12" DISC SANDER

- KC-788FX
- 1.5 HP belt drive motor
- Sturdy cabinet stand
- 2-4" Dust chutes
- Quick belt release lever
- Heavy duty cast iron tables
- Miter gauge

\$1099.

9" STICK-ON ADHESIVE DISC KITS

| Model | Disc size | Grit | Units/Kits | Price |
|------------|-----------|------|------------|--------|
| SD-9-K-60 | 9" | 60 | 3 | \$6.99 |
| SD-9-K-80 | 9" | 80 | 3 | \$6.99 |
| SD-9-K-100 | 9" | 100 | 3 | \$6.99 |
| SD-9-K-120 | 9" | 120 | 3 | \$6.99 |

6" x 48" SANDING BELT KITS

| Model | Belt Size | Grit | Units/Kits | Price |
|--------------|-----------|------|------------|--------|
| SB-648-K-60 | 6" x 48" | 60 | 2 | \$9.99 |
| SB-648-K-80 | 6" x 48" | 80 | 2 | \$9.99 |
| SB-648-K-100 | 6" x 48" | 100 | 2 | \$9.99 |
| SB-648-K-120 | 6" x 48" | 120 | 2 | \$9.99 |

OPTIONAL DISC & BELT SAFETY GUARD KIT



KW-788 **\$79.99**

OPTIONAL VERTICAL & HORIZONTAL BELT SAFETY GUARD KIT



KW-789 **\$79.99**

EDGE BANDER

KC-EB100

- Duratherm™ heating element ensures long life and even heat
- 1500W motor
- Variable temperature range from 490C - 5930C (2000F - 11000F)



\$599.99

Included Steinel® HG 2000 E professional heat gun

12" DOVETAIL JIG

K-2796

- Handles materials from 5/16" to 1 1/4" thick, and widths up to 12"
- Unit includes 1/2" aluminum template



\$99.99

MAGNETIC SWITCHES

Comes with twist lock emergency stop button

| | |
|---------------|-------------------|
| KMAG-110-811 | 110V (8-11 Amp.) |
| KMAG-110-1114 | 110V (11-14 Amp.) |
| KMAG-110-1417 | 110V (14-17 Amp.) |
| KMAG-220-811 | 220V (8-11 Amp.) |
| KMAG-220-1114 | 220V (11-14 Amp.) |
| KMAG-220-1417 | 220V (14-17 Amp.) |
| KMAG-220-1721 | 220V (17-21 Amp.) |

Comes with 2 wire clamps, 1 padlock and 2 spare keys



\$89.99 ea.

12" DISC SANDER WITH BRAKE

KC-12S

- Aluminum table tilts to allow angle sanding up to 45°
- Comes with adhesive 12" sanding disc and

Manual brake quickly stops sanding disc
\$199.99



Powerful 1.2 HP motor

Integral 2" dust port

1" x 42" BELT & 8" DISC SANDER

KC-703C

- Solid cast-iron tables with miter slots tilt from 0°-45°
- Comes with sanding belt, adhesive sanding disc, miter gauge and adjustment hex. keys

Powerful 1/2 HP, 5.8 Amp induction motor
\$269.99



8" LOW SPEED BENCH GRINDER WITH LIGHT

KC-895LS

- Comes complete with diamond wheel dressing tool, tool rests, eye shields, coarse 60 grit and fine 120 grit 8" x 1" white aluminum oxide grinding wheels



\$129.99

OSCILLATING EDGE SANDERS & ACCESSORIES



\$1299.

End table allows curved sanding operations



6" x 89" OSCILLATING EDGE SANDER

KC-689-OSC-7

- Sturdy cabinet stand
- 4" Dust chute
- Quick belt release lever
- Comes with miter gauge, table guide and end table

6" x 89" SANDING BELTS

| Model | Belt Size | Grit | Unit | Price |
|------------|-----------|------|------|---------|
| SB-689-60 | 6" x 89" | 60 | 1 | \$19.99 |
| SB-689-80 | 6" x 89" | 80 | 1 | \$19.99 |
| SB-689-100 | 6" x 89" | 100 | 1 | \$19.99 |
| SB-689-120 | 6" x 89" | 120 | 1 | \$19.99 |



\$2299.

6" x 108" EDGE SANDER

CT-108C

- 2 HP motor
- Table size: Front 37" x 7 3/4", Side 19" x 12"
- Fully tilting front table
- 4" Dust chute
- Magnetic safety switch

6" x 108" SANDING BELTS

| Model | Belt Size | Grit | Unit | Price |
|-------------|-----------|------|------|---------|
| SB-6108-60 | 6" x 108" | 60 | 1 | \$19.99 |
| SB-6108-80 | 6" x 108" | 80 | 1 | \$19.99 |
| SB-6108-100 | 6" x 108" | 100 | 1 | \$19.99 |
| SB-6108-120 | 6" x 108" | 120 | 1 | \$19.99 |

DRUM SANDERS & ACCESSORIES

16" OPEN DRUM SANDER

KC-1632DS

- 10 Amp. motor
- Drum speed: 1,720 RPM
- 2 1/2" dust chute
- Conveyor belt tracking is easy to adjust
- Easy clamping sanding belt loading system
- A metric and imperial depth scale is provided for thickness adjustment

\$1159.



Stand Included

ABRASIVE CLEANER

K-1306

1 1/2" x 1 1/2" x 8 1/2"

\$15.99



NEW

DUAL DRUM SANDER

KC-26DS

- 3 HP (220V) motor
- 2 speeds (3-20 SFPM)
- Twin 4" dust chutes
- Magnetic safety switch
- Variable feed speed

\$2899.



26"x12" Thickness Capacity

Two 5" aluminum sanding drums are precision balanced and driven by 2 V-belts



5" x 120" SANDING BELT

| Model | Belt Size | Grit | Unit | Price |
|-------------|-----------|------|------|---------|
| SB-5120-80 | 5" x 120" | 80 | 1 | \$19.99 |
| SB-5120-120 | 5" x 120" | 120 | 1 | \$19.99 |
| SB-5120-150 | 5" x 120" | 150 | 1 | \$19.99 |
| SB-5120-180 | 5" x 120" | 180 | 1 | \$19.99 |

6" x 108" OSCILLATING EDGE SANDER

\$2599.

KC-108-OSC

- Powerful 2 HP motor
- Oscillating sanding belt
- Balanced 7" rubber drive wheel and 3" crown idler wheel provide uniform belt tracking
- End table allows curved sanding operations
- 4" Dust chute for dust collector hook-up
- Magnetic safety switch



Easy and convenient belt tension and tracking adjustment

WOOD LATHES & ACCESSORIES

10" x 16" WOOD LATHE

KWL-1016C

- All precision-machined cast-iron bedway
- 6 speeds (480, 1270, 1960, 2730, 3327, 4023) RPM
- Complete with MT#2 live center, MT#2 spur centre, 3" faceplate, steel knock-out bar, hex. keys and safety glasses

1/2 HP motor

\$399.99

NEW



OPTIONAL BED EXTENSION

EXT-1016
Increases the spindle turning capacity to 38"



\$99.99

12" x 18" VARIABLE SPEED WOOD LATHE

KWL-1218VS

- Reliable single board computer microprocessor for precise control
- Comes complete with 3" faceplate, 6" & 12" tool rests with 5/8" post diameter, MT#2 spur centre and MT#2 heavy-duty live centre, safety goggles, knock-out rod, tool storage rack, screwdriver and 4 hex. keys

1 HP high performance DC motor

\$599.99



FORWARD & REVERSE FUNCTION

OPTIONAL BED EXTENSION

EXT-1218VS
Bed extension increases the spindle turning capacity to 44"



\$109.99

Variable speed from 450 - 3,800 RPM

UNIVERSAL STAND & EXTENSION FOR WOOD LATHES

SS-KWL-100

- Leveling feet for stability on uneven floors
- Made of sturdy tubular steel
- Adjustable upper supports with 1" increments

Stand only Fits:

KWL-1016C, KWL-1218VS

\$159.99



SS-KWL-100 shown here with KWL-1016C installed.

SS-EXT-101

- Leveling feet for stability on uneven floors
- Made of sturdy tubular steel
- Adjustable upper supports with 1" increments
- **Optional stand extension** (mod. SS-EXT-101) provides support for wood lathes fitted with bed extensions

Extension only Fits:

KWL-1016C, KWL-1218VS



\$79.99

SS-KWL-100 & SS-EXT-101 shown here with KWL-1218VS and EXT-1218VS installed.

NOVA G3 WOOD LATHE CHUCK ANNIVERSARY BUNDLE

48260

- 3-3/8" 4 jaw chuck
- 1" x 8 TPI
- 20, 50 & 100mm and Mini Cole jaw sets
- No chuck insert required

Fits:

KWL-1016C, KWL-1218VS, KWL-1443VS

\$239.99



nova G3 ANNIVERSARY BUNDLE BUNDLE D'ANNIVERSAIRE

4 JAW /4" WOOD LATHE CHUCK

KW-100

Fits models :KWL-1016C, KWL-1218VS & KWL-1443VS
1" x 8 FPP



\$125.

1-1/4" x 8 TPI WOOD LATHE CHUCK ADAPTOR

KW-200

• Adapts to 1" x 8 TPI wood lathe chuck
Fits models KWL-1643ABC



\$29.99

8 PC. WOOD LATHE CHISEL SET

KPRO-08

- Long 10" hard wood handles
- Comes in a wood box



\$69.99

14" X 43" VARIABLE SPEED WOOD LATHE WITH DIGITAL READOUT

KWL-1443VS



Pivoting headstock turns 180° and locks into position for outboard turning



- Spindle tachometer with digital readout
- Variable speed from 600 - 2,400 RPM
- Pivoting headstock turns 180°
- Quick release headstock, tailstock and tool rest assembly for easy adjustments
- Comes complete with 6" face plate, 12" tool rest with offset and base, MT#2 headstock and tailstock centres and a djustment wrenches

\$899.99

WOOD LATHE SAFETY GUARD

KWL-160G

\$299.



16" x 43" WOOD LATHE WITH ELECTRONIC VARIABLE SPEED

KWL-1643ABC

- Powerful 2 HP, 220V, 3 phase motor with 110V, single phase input power converter
- Electronic inverter controls the variable speed range from 45 - 3,750 RPM
- Headstock swivels 360° with positive stops at 45°, 36 x 10° indexing positions
- Comes complete with 6" face plate, 14" tool rest with offset and base, MT#2 headstock spur and tailstock live centres, knock out bar and adjustment wrenches

\$2999.

WET-DRY VACUUMS

8530LPN

- Convenient 12 ft. power cord
- Comes complete with 6 ft. x 1-1/4" hose, 2 pc. plastic extension wand, 30L dust bag, cartridge filter, foam filter, reusable filter, 10" floor sweep and crevice tool

Double filtration system with pleated cartridge filter

NEW
\$79.99

4 PEAK HP 8 30 LITERS GALLON US

8540LST

- Double filtration system
- Tank water drain
- Power cord wrap for 12 ft. power cord
- Comes complete with 6 ft. x 1-1/4" hose, 2 pc. extension wand, 40L dust bag, cartridge filter, foam filter, reusable filter, 10" floor sweep and crevice tool

\$149.99

5 PEAK HP 10 40 LITERS GALLON US

HEPA CARTRIDGE FILTERS

KVAC-1145
Fits: 8520LP, 8530LPN, 8531LP-B, 8540LST

\$25.

KVAC-1150
Fits: 8560LST

\$25.

8560LST

- Double filtration system
- Tank water drain
- 18 ft. power cord with convenient power cord wrap posts
- Comes complete with 8 ft. x 2-1/2" flex hose, 2 pc. 2-1/2" extension wand, contoured handle with air control, cartridge filter, foam filter, 14" floor sweep with squeegee insert, gulper tool, crevice tool and hanging accessory storage bag

\$249.99

6.5 PEAK HP 16 60 LITERS GALLON US

30 PC VARIABLE SPEED OSCILLATING MULTI-TOOL KIT & ACCESSORIES

- Each kit includes a sanding back-up pad with hook and loop backing, 24 sanding papers (60, 80 and 120 grit) with hook and loop backing, 35mm Tru-cut narrow offset saw blade, 52mm rigid offset scraper blade, hex. key, and sturdy carrying case

8349QR



\$54.99

NEW

\$12.99
Tru-Cut carbide pro plunge saw blade
KW-4823

NEW

\$19.99
Electrical Box Cutter
KW-4825



50 FT. 5 SAMSUNG™ LED STRING LIGHT

K-5018-5LED

- Temporary string lighting with 5 high intensity Samsung™ brand LED lights in 10 feet increments
- 50 foot 18 AWG /3 conductor grounded SJT power cord
- 2500 Lumens
- Waterproof to IP44 standards

\$99.99

5 LAMP STRING LIGHT WITH METAL CAGES

K-5012-5LST

- 5 molded light sockets in 10 feet increments
- Heavy-duty 12 AWG /3 conductor grounded SJTW cord
- Comes with linkable molded 15A male and female ends and metal lamp cages

\$85.99

18" ROLLING TOTE TOOL BAG

KC-18RTB

- 600 Denier water-resistant material for all weather use
- 18 storage pockets and 2 rear mounted measuring tape loops
- Heavy-duty wheels and telescopic handle for easy transportation

\$79.99

DRYWALL AND PANEL LIFT

KDL-11

- Hangs drywall in sizes up to 4 ft. x 16 ft. on any ceiling or wall up to 11 ft. high
- Tripod foot brake keeps drywall lift in position during use
- Easy to assemble and disassemble, can be placed in car trunk

\$179.99

PORTABLE VARIABLE SPEED METAL CUTTING BANDSAW

KC-8377

- Variable speed dial for 0-420 SFPM
- Cutting capacity of 5" x 5"
- Blade tension lever for quick adjustments
- Comes with standard 44-7/8" x 1/2" x 0.025" 14 TPI metal cutting blade

Optional Miter Stand turns this Bandsaw into a Cut-off Saw
SS-8377

\$79.99



| H.S.S. BLADES | | | | | |
|------------------|--------------|-------|-------|-----------|---------|
| Model | Length | Width | TPI | Thickness | Price |
| KBB-8376-BM-1014 | 44 7/8" 1/2" | 10-14 | .020" | | \$19.99 |
| KBB-8376-BM-1418 | 44 7/8" 1" | 14-18 | .020" | | \$19.99 |

JAMB & UNDERCUT SAW

KC-8363

- The height of cut is adjustable from flush to 1" above the floor with 1/8" graduated scale
- The depth of cut is adjustable to suit a variety of material thicknesses from 0 - 1-1/4" with an adjustable fence
- Comes with a 40 tooth carbide tipped blade

\$199.99

Replacement Carbide Blade

KW-098

\$29.99

1/2" DRILLING & MIXING KIT

KC-8316

- 0 - 600 RPM - 9 Amp. motor
- Variable speed trigger with lock-on button
- Double gear reduction for added torque
- Rear D-handle rotates 360°
- Comes with 1/2" chuck, 3 galvanized mixing paddles (10mm hex. shank), wrench and sturdy carrying case

\$119.99

BISCUIT JOINER KIT

KC-8306

- Motor: 7 Amp. 10,800 RPM
- Robust fence with 0 to 90° and 90° to 135° tilt adjustments with positive stops at 45° & 90°
- 45° location notch allows indexing off the outside of a mitered joint
- Kit includes biscuit joiner with 4" carbide tipped blade, dust bag, hex. key and plastic carrying case

\$119.99

LED DUAL-HEAD WORK LIGHTS

- Quick release latch
- For indoor and outdoor use in dry locations



\$199.99



\$39.99

CORDLESS LED LIGHTS

Cordless Work light emits 750 lumens

\$19.99

KC-750LED-B
COMES WITH MAGNETIC BASE & 4 PANASONIC AA BATTERIES

Cordless 20W Work light emits 2200 lumens

\$69.99

KC-2202LED-C
Comes with magnetic base

Cordless 10W Work light emits 1200 lumens

\$49.99

KC-1202LED-C

10W Work light emits 1200 lumens

\$29.99

KC-1201LED

20W work light emits 2400 lumens

\$49.99

KC-2401LED

30W work light emits 3600 lumens

\$84.99

KC-3601LED

ULTRA-QUIET OIL-FREE AIR COMPRESSORS

ULTRA-QUIET OIL-FREE AIR COMPRESSOR

KC-1410A

- 1.8 CFM @ 40 PSI
- 1.2 CFM @ 90 PSI
- 125 PSI maximum tank pressure
- 1/4" universal "one touch" quick connect coupler

1 GALLON
3/4 HP (PEAK) (60 Decibels)
ASME safety valve



\$179.99

ULTRA-QUIET OIL-FREE AIR COMPRESSOR

KC-2020A

- 3.8 CFM @ 40 PSI
- 2.35 CFM @ 90 PSI
- 125 PSI maximum tank pressure
- Extra long pump life of over 3000 hours

2 GALLON
2 HP (PEAK) (60 Decibels)
ASME safety valve



\$229.99

ULTRA-QUIET OIL-FREE AIR COMPRESSOR

KC-4620A

- 3.80 CFM @ 40 PSI
- 2.35 CFM @ 90 PSI
- Extra long pump life of over 3000 hours
- 120 PSI maximum tank pressure

4.6 GALLON (2 X 2.3)
2 HP (PEAK) (60 Decibels)
ASME safety valve



\$299.99

ULTRA-QUIET OIL-FREE AIR COMPRESSOR

KC-10020SQ

- 12.5 PSI maximum tank pressure
- 150 PSI max pressure
- 5.6 CFM @ 40 PSI
- 4.4 CFM @ 90 PSI

10 GALLON
3 HP (PEAK) (75 Decibels)
ASME safety valve



\$379.99



5.5 PEAK HP 20 GALLON AIR COMPRESSOR

KC-2051H2

- 150 PSI max pressure
- 7.6 CFM @ 40 PSI
- 6.0 CFM @ 90 PSI
- ASME safety valve

WOW
\$599.



5.5 PEAK HP 24 GALLON AIR COMPRESSOR

KC-3124V2

- 150 PSI max pressure
- 7.6 CFM @ 40 PSI
- 6.0 CFM @ 90 PSI
- ASME safety valve

2 cylinder cast iron single stage oil lubricated pump



WOW
\$699.

Comes with magnetic starter

STATIONARY 6.5 PEAK HP 60 GALLON AIR COMPRESSOR

KC-6160V1

- 150 PSI max pressure
- 13.4 CFM @ 40 PSI
- 11.2 CFM @ 90 PSI
- High efficiency reed valves

2 cylinder cast iron single stage oil lubricated pump



\$819.

HIGH OUTPUT 6.5 PEAK HP 60 GALLON AIR COMPRESSOR

KC-5160V1

- 150 PSI max pressure
- 22.6 CFM @ 40 PSI
- 18.5 CFM @ 100 PSI
- High efficiency reed valves

3 cylinder cast iron single stage oil lubricated pump



\$1399.

HIGH OUTPUT 7.5 PEAK HP 80 GALLON AIR COMPRESSOR

KC-7180V1-MS

- High output 30 CFM @ 100 PSI
- 150 PSI max pressure
- 43 CFM @ 40 PSI
- 30 CFM @ 100 PSI
- Heavy-duty 1/2" ball valve and easy to read tank pressure gauge

2 cylinder cast iron single stage oil lubricated pump



\$3250.

TIRE INFLATION GUN WITH PRESSURE GAUGE

K-1630

15" flexible rubber hose with lever style chuck, rubber protected 2-1/2" diameter pressure gauge (pressure range of 10-170 PSI) and a quick connect 1/4" NPT air inlet



\$19.99

ARCTIC FLEX

RETRACTABLE AIR HOSE REEL WITH HYBRID POLYMER AIR HOSE



K-5038FRL
50 ft. x 3/8"
• All-Weather Flexibility (-40°C to 65°C)
• Comes with wall mounting
\$99.99

MANUAL AIR HOSE REEL WITH HYBRID POLYMER AIR HOSE



K-10014FRL
100 ft. x 1/4"
• All-Weather Flexibility (-40°C to 65°C)
• 360° swivel base
\$99.99

(-40°C to 65°C)



HYBRID POLYMER INDUSTRIAL AIR HOSES

| HYBRID POLYMER INDUSTRIAL AIR HOSES | | |
|-------------------------------------|-------------|----------------|
| K-2514H | 25' x 1/4" | \$19.99 |
| K-2538H | 25' x 3/8" | \$26.99 |
| K-5014H | 50' x 1/4" | \$29.99 |
| K-5038H | 50' x 3/8" | \$39.99 |
| K-10014H | 100' x 1/4" | \$49.99 |
| K-10038H | 100' x 3/8" | \$59.99 |

300 PSI MAXIMUM PRESSURE

PREMIUM HYBRID POLYMER GARDEN HOSES

150 PSI (Working)
450 PSI (Burst)



K-5058GH
5/8" x 50 ft.
\$39.99

K-10058GH
5/8" x 100 ft.
\$69.99

Extreme All-Weather Flexibility Kink resistant

NAILERS & STAPLERS

18 GA. X 1" NARROW CROWN STAPLER KIT

- 8101S
 • 3/8" to 1" Staple range
 • Comes with 1/4" air inlet, oiler, hex. keys, & sturdy carrying case

ADJUSTABLE AIR DEFLECTOR



HOT DEAL!
\$49.99

21 GA. X 1/2" CROWN UPHOLSTERY STAPLER KIT

- 8121S
 • 1/4" to 5/8" Staple range
 • Comes with 1/4" air inlet, oiler, hex. keys, & sturdy carrying case

ADJUSTABLE AIR DEFLECTOR



\$59.99

16 GA. X 2" MEDIUM CROWN STAPLER KIT

- 8216S-2
 • 3/4" to 2" Staple range
 • Comes with 1/4" air inlet, oiler, hex. keys, & sturdy carrying case

ADJUSTABLE AIR DEFLECTOR



\$99.99

5 PEAK HP AIR COMPRESSOR

- 8498
 • Durable oil lubricated pump
 • 7.4 SCFM @ 40 PSI
 • 5.7 SCFM @ 90 PSI
 • Air Pressure Regulator and easy to read Pressure Gauges



20
 Gallon
 tank

\$299.99

18 GA. X 2" BRAD NAILER KIT

- 8201N
 • 3/4" to 2" Nail range
 • Comes with 1/4" air inlet, oiler, hex. keys, & sturdy carrying case

ADJUSTABLE AIR DEFLECTOR



HOT DEAL!
\$49.99

18 GA. NAILER/STAPLER KIT

- 8210NS
 • 18 Ga. x 1/4" (3/8" to 1 5/8") stapler
 • 18 Ga. (3/4" to 2") nailer
 • Comes with 1/4" air inlet, oiler, hex. keys and sturdy carrying case

2 in 1

ADJUSTABLE AIR DEFLECTOR

\$59.99



23 GA. X 1 3/8" HEADLESS PIN NAILER KIT

- 8223PN
 • 1/2" to 1-3/8" Pin nail range
 • Comes with 1/4" Air inlet, 2 removable non-marring tips, oiler, hex. keys and sturdy carrying case

ADJUSTABLE AIR DEFLECTOR

\$49.99



23 GA. X 2" HEADLESS PIN NAILER KIT

- 8251PN
 • 1/2" to 2" Pin nail range
 • Comes with 1/4" Air inlet, 2 removable non-marring tips, oiler, hex. keys and sturdy carrying case

ADJUSTABLE AIR DEFLECTOR

\$99.99



CLIPPED HEAD FRAMING NAILER KITS

- 8228N
 Shoots standard 2 3/16" - 3 9/16", 28° - 30° nails

ADJUSTABLE AIR DEFLECTOR

\$125.



- 8234N
 Shoots standard 2 3/16" - 3 9/16", 34° nails

\$125.

2" FLOORING STAPLER/CLEAT NAILER KIT

- 8260FSN-2
 • 1" to 2" Staple range
 • 1 1/2" to 2" Cleat nail range
 • Comes with mallet, 1/4" air inlet, safety glasses, oiler, hex. keys & sturdy carrying

2 in 1



HOT DEAL!
\$165.

COIL ROOFING NAILER KIT

- 8245RN
 • 7/8" to 1 3/4" (11 Ga.)
 • Comes with 1/4" air inlet, debris shield, safety glasses, oiler, hex. keys and sturdy carrying case

ADJUSTABLE AIR DEFLECTOR



HOT DEAL!
\$145.

2-1/2" X 16 GA. BRAD NAILER KIT

- 8225NL
 • 3/4" to 2 1/2" Nail range
 • Comes with 1/4" air inlet, oiler, hex. keys, & sturdy carrying case

ADJUSTABLE AIR DEFLECTOR



HOT DEAL!
\$99.99

DRILL PRESSES & ACCESSORIES

DRILL PRESS CHUCK SAFETY GUARD
KM-117N
Fits KC-117FC
\$19.99



15" DRILL PRESS with DUAL LASER GUIDE SYSTEM
KC-117FN
• 7.5 Amp. motor
• Spindle taper MT #2
• 16 speed (220-3600 spindle RPM)
• 3-1/8" stroke
• 5/8" chuck

\$519.

DRILL PRESS CHUCK SAFETY GUARD
KM-118
Fits KC-118FC
\$19.99



17" DRILL PRESS
KC-118FC
• 12.5 Amp. motor
• 16 speeds (240-3400 RPM)
• 17" swing
• 3 1/4" stroke
• 5/8" chuck

\$625.

DRILL PRESS CHUCK SAFETY GUARD
KM-118
Fits KC-118FC-LS
\$19.99



17" DRILL PRESS with SAFETY GUARD & LIMIT SWITCH
KC-118FC-LS
• 12.5 Amp. motor
• 16 speeds (240-3400 RPM)
• 17" swing
• 3 1/4" stroke
• 5/8" chuck

\$725.

DRILL PRESS CHUCK SAFETY GUARD
KM-122
Fits KC-122FC
\$19.99



LONG STROKE
17" LONG STROKE DRILL PRESS with SAFETY GUARD
KC-119FC-LS
• Motor: 12.5 Amp. @ 110V, 6.25 amp. @ 220V,
• 12 speeds (255-2750 RPM)
• 16 15/16" swing
• 6" stroke
• 3/4" chuck

\$999.

DRILL PRESS CHUCK SAFETY GUARD
KM-122
Fits KC-122FC
\$19.99



22" DRILL PRESS
KC-122FC
• 12.5 Amp. motor
• 1 1/4" capacity
• Spindle taper MT #4
• 12 speeds (180-4200 RPM)
• 4 3/4" stroke
• 3/4" chuck

\$1049.



22" DRILL PRESS with SAFETY GUARD & LIMIT SWITCH
KC-122FC-LS
• 12.5 Amp. motor
• 1 1/4" capacity
• Spindle taper MT #4
• 12 speeds (180-4200 RPM)
• 4 3/4" stroke
• 3/4" chuck

\$1149.



The Most Innovative Drill Press EVER!

BY KING INDUSTRIAL

18" NOVA VOYAGER DVR DRILL PRESS
58000

- Powerful direct drive 1.75 HP high torque motor with no pulleys or belts to cause vibration
- Variable speed range: 50 - 3,000 RPM (Optional Setting 50, 5,500 RPM)
- Spindle taper MT #2
- Digital Variable Reluctance (DVR) Direct Drive Technology with Adaptive Control™ Software
- Comes with 5/8" drill chuck & key, firmware USB cable, knockout wedge, adjustment wrench and hex. keys



\$1999.



15" VARIABLE SPEED INDUSTRIAL DRILL PRESS
KC-30HS-VS
• Motor: 14 Amp. @ 115V, 7 Amp. @ 230V
• 5/8" capacity
• Spindle taper JT#3
• Variable speeds (400 - 5,000 RPM)

\$2299.

Wood Mortising ATTACHMENTS

MA-511
• Kit comes with chisel holder, holddown arms, holddown bracket, fence, ring bushing adaptors, 4 pc. 1/2" shank mortising chisels & bits and carrying case



\$99.99

Cross slide VISES

KCV-4N 4" **\$59.99**
KCV-5N 5" **\$79.99**
KCV-6N 6" **\$99.99**

Makes lateral or longitudinal adjustments simple



Drill Press VISES

KPV-3 3" **\$15.99** KPV-4 4" **\$19.99**
KPV-5 5" **\$29.99** KPV-6 6" **\$39.99**



DUST COLLECTORS & ACCESSORIES

4" ALUMINUM BLAST GATE
K-1142 **\$18.99**



4" BLAST GATE
K-1007 **\$8.99**



4" T-FITTING
K-1013 **\$8.99**



4" Y-FITTING
K-1015 **\$8.99**



4" ELBOW
K-1017 **\$8.99**



4" SPLICE
K-1019 **\$8.99**



1" - 6" UNIVERSAL ADAPTOR
K-1039 **\$8.99**



4" & 5" WIRE HOSE CLAMPS
4"-K-1317 **\$1.99**
5"-K-1318



CLEAR FLEXIBLE COLLAPSIBLE PVC HOSE
4"-K-1033-50 **\$2.99** Lin. Ft.



PVC HOSE
K-1034-50 **\$2.99** Lin. Ft.
4" **\$2.99**
5" **\$4.49** Lin. Ft.



DUST COLLECTION SEPARATOR with ELBOW
K-1056/
K-1017 **\$39.99**



To maximize the cyclonic air flow in the drum

4" DUST COLLECTION HOOK-UP SYSTEM



Ideal for connecting two machines to a dust collector

KW-270 \$139.99

- 27 pc Kit includes;**
- 4 pc-4" x 36" Clear tubes
 - 1 pc-4" x 7" Clear tube
 - 2 pc-4" 45 degree elbows
 - 2 pc-4" 90 degree elbows
 - 7 pc-4" adaptor fittings
 - 2 pc-4" Blast gates
 - 1 pc-4" Y-fitting
 - 8 pc-retaining Brackets (including 16 screws and 16 wall plugs)

27 PC



1 MICRON FELT UPPER BAGS
KDCB-3108T-1MIC **\$39.99 ea.**
Fits: KC-3108C



CLOTH BOTTOM DUST BAG
KDCB-3105B **\$29.99**
Fits KC-3105C



SEE THROUGH PLASTIC BOTTOM DUST BAG
KDCB-5 **\$19.99**
5 BAGS PER BOX



600 CFM

KC-1105C

- 1 HP motor
- Heavy duty bag
- Comes complete with 10' hose, dust hood, dust hood support and wheel castors for portability



\$259.99

REMOTE POWER CONTROL SYSTEMS

- 120° Infrared ray receiving angle
- Includes mounting hardware and 2 AAA batteries



\$99.99 \$99.99

99 Minute Timer

2280 CFM

KC-4045C

- 3 HP (220V) motor
- Improved metal impellers are precision balanced and designed for maximum air flow performance
- 4" diameter dust ports accept accessory hoses for attaching up to 3 machines
- Comes with wheel castors for portability



\$799.

1200 CFM

KC-3105C

- 1200 CFM air suction capacity
- Improved metal impellers for maximum air flow performance
- Comes with wheel castors for portability



12 Amp. @ 110V
6 Amp. @ 220V

\$459.99

1200 CFM

KC-3109C

- 2 HP (220V) motor
- Improved metal impellers for maximum air flow performance
- Comes with wheel castors for portability



\$549.

3980 CFM

KC-5043FX-2 5 HP (220V)
KC-5043FX-6 5 HP (600V)

- Improved metal impellers are precision balanced and designed for maximum air flow performance
- 4" diameter dust ports accept accessory hoses for attaching up to 4 machines
- Comes with wheel castors for portability



Dust bag comes with see-through window

\$2099.

TOTAL HEIGHT 11 FT.

CYCLONE DUST COLLECTORS & ACCESSORIES

1.5 HP CYCLONE DUST COLLECTOR 988/1320 CFM KC-8150C

- Noise level reading at 36": 78 dB
- Static pressure (inch of water): 9.7
- 29 Gallon steel drum with quick release handle and castor wheels for easy disposal
- Complete with 4 locking castor wheels for portability
- Dust port opening: 2 x 4" / 1 x 6"

INCLUDED Remote Control



\$1299.

2 HP CYCLONE DUST COLLECTOR 1071/1650 CFM KC-8200C

- Noise level reading at 36": 78 dB
- Static pressure (inch of water): 10.9
- 29 Gallon steel drum with quick release handle and castor wheels for easy disposal
- Complete with 4 locking castor wheels for portability
- Dust port opening: 2 x 4" / 1 x 7"

INCLUDED Remote Control



\$1799.

3 HP CYCLONE DUST COLLECTOR 1942/2900 CFM KC-8300C

- Noise level reading at 36": 78 dB
- Static pressure (inch of water): 11
- 54 Gallon steel drum with quick release handle and castor wheels for easy disposal
- Complete with 4 locking castor wheels for portability
- Dust port opening: 3 x 4" / 1 x 8"

INCLUDED Remote Control



\$2399.

OPTIONAL

6pc. heavy-duty bags kit

KDCB-82
(Fits: KC-8150C
KC-8200C)
\$29.99

KDCB-83
(Fits: KC-8300C)
\$49.99

KDCB-85
(Fits: KC-8500C)
\$49.99
5 drum bags/1 canister filter bag

DUST COLLECTORS WITH 1 MICRON CANISTER FILTERS

1200 CFM DUST COLLECTOR WITH CANISTER FILTER KC-3105C/KDCF-3500

- Noise level reading at 36": 66-77 Db
- Static pressure (inch of water): 9.5
- Dust port opening: 2 x 4" / 1 x 6"

1.5 HP
12 Amp. @ 120V
6 Amp. @ 220V



\$649.99

1200 CFM DUST COLLECTOR WITH CANISTER FILTER KC-3109C/KDCF-3500

- Noise level reading at 36": 66-77 Db
- Static pressure (inch of water): 9.5
- Dust port opening: 2 x 4" / 1 x 6"

2 HP
9 Amp. @ 220V



\$749.

2280 CFM DUST COLLECTOR WITH CANISTER FILTER KC-4045C/KDCF-3500

- Noise level reading at 36": 75-85 Db
- Static pressure (inch of water): 11.8
- Dust port opening: 3 x 4" / 1 x 8"

3 HP
10 Amp. @ 220V



\$1199.99

5 HP CYCLONE DUST COLLECTOR



KC-8500C

- Noise level reading at 36": 78 dB
- Static pressure (inch of water): 14.5
- 54 Gallon steel drum with quick release handle and castor wheels for easy disposal
- Complete with 4 locking castor wheels for portability
- Canister filter insulation panels with foam insulation lowers noise level
- Dust port opening: 5 x 4" / 1 x 10"



2701/4400 CFM

Auto Canister Filter Cleaner



INCLUDED Remote Control

\$3399.

3 SPEED AIR CLEANERS

2 stage filtration, one disposable electrostatic 5microns outer filter and 1 micron inner two pocket filter

KAC-410
• .9 Amp. motor

Air capacity
410 CFM



COMES WITH 3-SPEED REMOTE CONTROL

\$229.99

KAC-1050
• 3 Amp. motor

Air suction capacity
556, 702, 1050 CFM



COMES WITH 3-SPEED REMOTE CONTROL

\$399.99

KAC-1400
• 3 Amp. motor

Air suction capacity
950, 1085, 1400 CFM



COMES WITH 3-SPEED REMOTE CONTROL

\$499.99

We reserve the right to limit quantities. We reserve the right to correct any typographical and pictorial errors without notice. Articles may vary from illustration shown. Some retailers may not stock all products due to space restrictions and product availability.